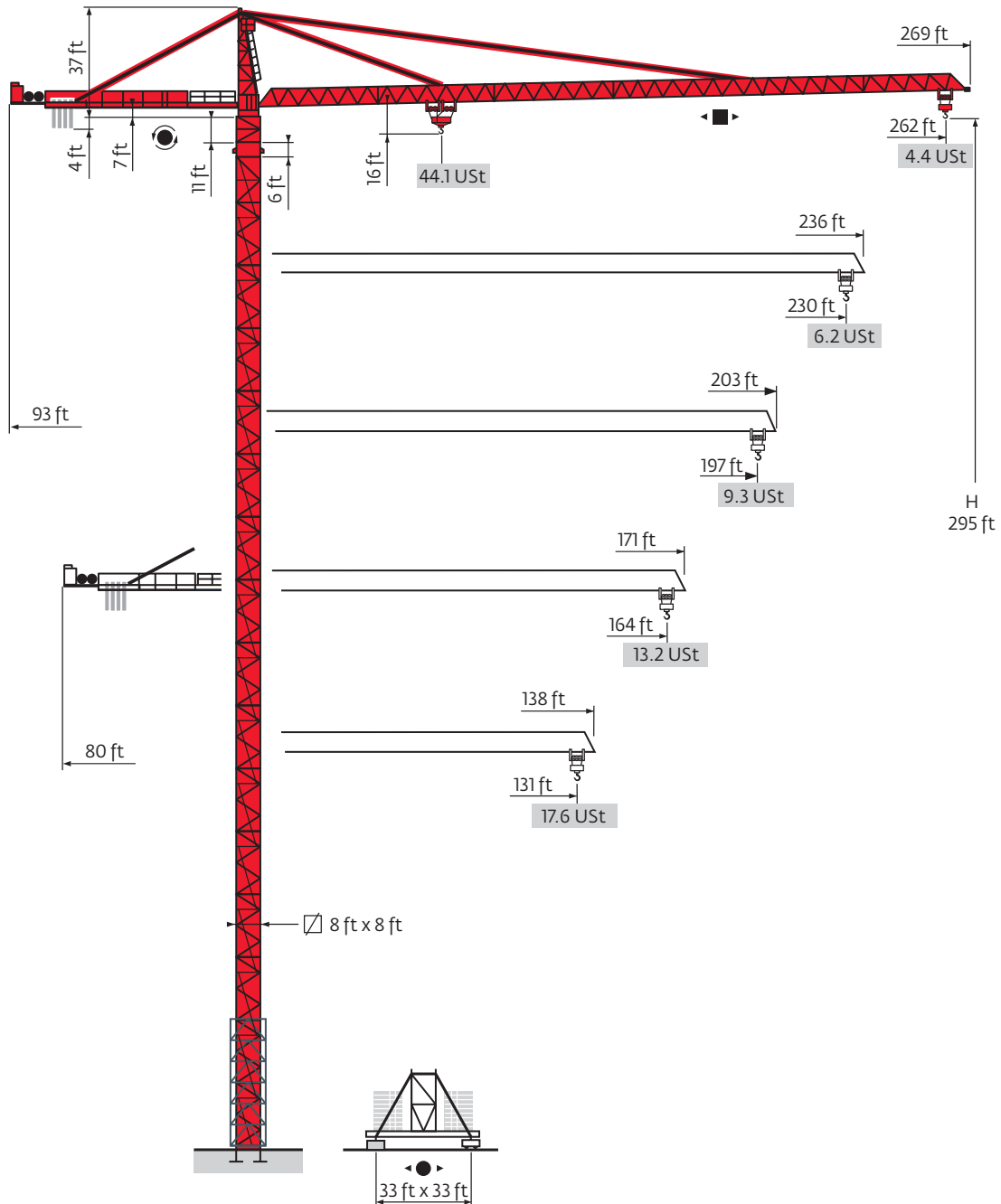




Potain MD 560 A

Data Sheet

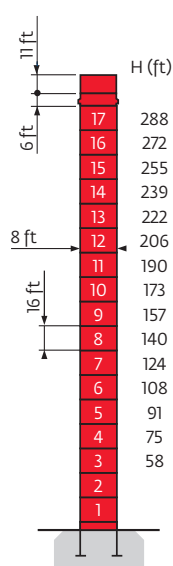


Mast

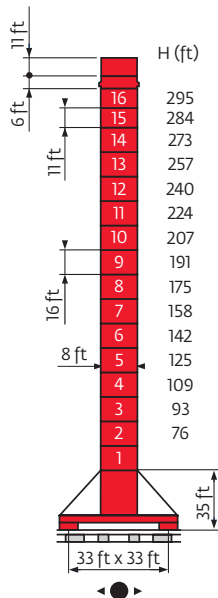
8 ft x 8 ft

131 ft - 164 ft - 197 ft

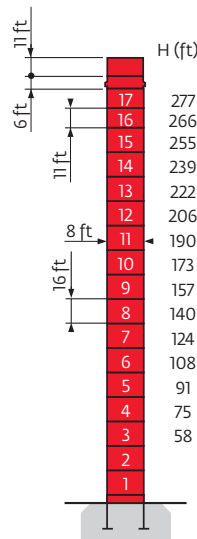
230 ft - 262 ft



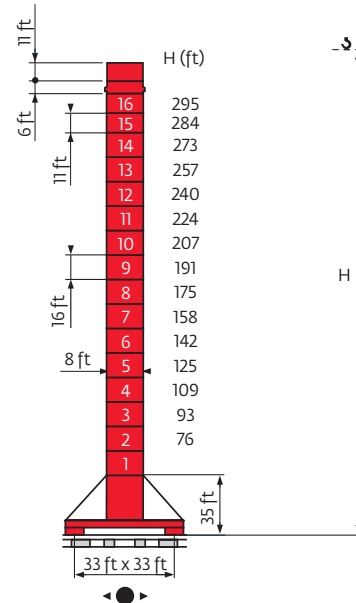
P 850 A



J 850 A



P 850 A



J 850 A

Load charts

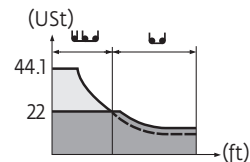
262 ft	14	▶	42	50	56	66	73	78	82	89	98	105	115	131	148	164	180	197	213	230	246	262	ft
			44.1	35.9	30.8	25.1	22	22	20.9	19.1	16.9	15.5	13.9	11.8	10.1	8.8	7.0	6.8	6.1	5.4	4.9	4.4	USt

230 ft	14	▶	44	50	56	66	72	77	83	89	98	105	115	131	148	164	180	197	213	230	ft
			44.1	38.5	33.1	27.1	24	22	22	20.5	18.1	16.8	15.1	12.8	11	9.7	8.6	7.6	6.8	6.2	USt

197 ft	14	▶	51	56	66	72	82	89	96	98	105	115	131	148	164	180	197	ft
			44.1	39.1	32.2	28.7	24.5	22	22	21.4	19.8	17.9	15.3	13.2	11.7	10.4	9.3	USt

164 ft	14	▶	56	66	72	82	89	99	106	105	115	131	148	164	ft
			44.1	36.3	32.4	27.8	25.2	22	22	20.2	19	17.3	15	13.2	USt

131 ft	14	▶	57	66	72	82	89	101	108	105	121	131	ft
			44.1	37	33.1	28.3	25.8	22	22	20.6	19.3	17.6	USt



262 ft : --- = 1.5 USt
131 - 230 ft : --- = 1.2 USt

Counter-jib ballast

	8818 lb - 13,228 lb	
		(lb)
262 ft	93 ft	52,910
230 ft	93 ft	48,501
197 ft	93 ft	48,501
164 ft	80 ft	52,910
131 ft	80 ft	35,273

Base ballast

	J850A 131 ft - 164 ft - 197 ft	H (ft) 	Base Ballast												
			295	284	273	257	240	224	207	191	175	158	142	125	109
	J850A 230 - 262 ft		172	146	119	79	53	53	53	53	53	53	53	53	53
	J850A 230 - 262 ft		198	172	132	106	66	53	53	53	53	53	53	53	53

Mechanisms

												hp	kw		
	250 LCC 100	fpm	151	197	249	315	354	75	98	125	157	177	250	180	1601 ft
		USt	22	16.5	11	5.5	2.8	44.1	33.1	22	11	5.5			
	215 LBR 100	fpm	12/125	20/197	31/315	50/499		6/62	10/98	16/157	25/249	215	158	1903 ft	
		USt	22	13.3	7.8	4.3	44.1	26.6	15.5	8.6					
	RVF183 Optima +	rpm	0 - 1									3 x 15	3 x 11		
	15 DVF 16	fpm	0 - 164 (22 USt)				0 - 108 (44.1 USt)					15	11		
			0 - 220 (8.3 USt)				0 - 220 (9 USt)								
			0 - 328 (2.8 USt)				0 - 328 (2.8 USt)								
J 850 A		fpm													
CEI 38			IEC 38			kVA									
480 V (+6% -10%) 60 Hz						250 LCC : 380 kVA - 215 LBR : 240 kVA									

- Hoisting
- Trolleying
- Slewing
- Traveling

Notes

Constant improvement and engineering progress make it necessary that we reserve the right to make specification, equipment and price changes without notice. Illustrations shown may include optional equipment and accessories, and may not include all standard equipment.



www.manitowoc.com

Regional Headquarters

Americas

Manitowoc, Wisconsin, USA

Tel: +1 920 684 6621

Fax: +1 920 683 6278

Shady Grove, Pennsylvania, USA

Tel: +1 717 597 8121

Fax: +1 717 597 4062

Europe, Middle East, Africa

Ecully, France

Tel: +33 472 18 2020

Fax: +33 472 18 2000

Asia – Pacific

Shanghai, China

Tel: +86 21 6457 0066

Fax: +86 21 6457 4955

Potain MD 560 A

Code 08-009-2M-309